

Steel Price Report

Volume 10 / Issue 158 / August 21, 2023

Daily steel benchmarks

	Platts symbol	Unit	Range	Close/Midpoint	% change
Semi-finished					
Billet Ex-stock Tangshan VAT-inclusive	SB01032	Yuan/mt	-	3580.00	-0.56
Billet FOB Black Sea	STBLB00	\$/mt	-	455.00	0.00
Hot-rolled coil					
HRC FOB China SAE1006	STHSA00	\$/mt	-	565.00	-1.05
HRC FOB China SS400	STHRZ02	\$/mt	-	547.00	-1.08
HRC FOB China SAE1006 Premium	STHRV00	\$/mt	-	18.00	0.00
HRC CFR Southeast Asia SAE1006	TS01041	\$/mt	-	571.00	-0.35
HRC DDP Houston	STHRG00	\$/st	-	680.00	0.00
HRC CIF Antwerp	STHRA00	€/mt	605.00-615.00	610.00	0.00
Platts TSI HRC EXW Indiana	TS01018	\$/st	-	755.00	-4.43
Platts North European HRC, EXW Ruhr	STHRE00	€/mt	-	635.00	+1.60
HRC CPT Moscow (weekly)	AAXJI00	Rb/mt	53000.00-53500.00	53250.00	0.00
Cold-rolled coil					
CRC DDP Houston	STRRG00	\$/st	-	940.00	0.00
CRC CIF Antwerp	STRRA00	€/mt	685.00-695.00	690.00	0.00
Platts North European CRC, EXW Ruhr	STRRE00	€/mt	-	750.00	0.00
Platts TSI CRC EXW Indiana	STRRI00	\$/st	-	1020.00	0.00
Plate					
Platts TSI Plate Delivered US Midwest	STPRI00	\$/st	-	1610.00	0.00
Plate DDP Houston	STPRG00	\$/st	-	1240.00	0.00
Rebar					
Rebar FOB Turkey	STCBM00	\$/mt	564.00-566.00	565.00	0.00
Rebar FOB China	STCBZ02	\$/mt	-	534.00	-0.19
Rebar DDP Houston (weekly)	STCBG00	\$/st	-	760.00	0.00
Rebar EXW US Southeast (weekly)	STCBC00	\$/st	880.00-890.00	885.00	-1.67
Platts Rebar EXW Northwest Europe	STCBE00	€/mt	-	575.00	0.00
Rebar Ex-stock Beijing VAT-inclusive	SB01198	Yuan/mt	-	3701.00	-0.56

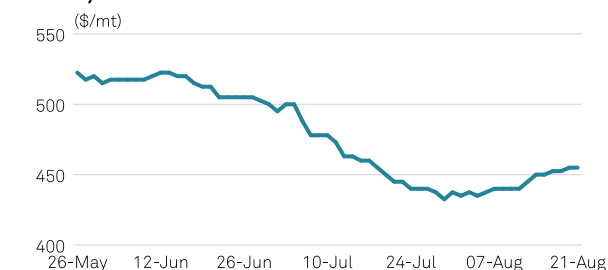
For Platts assessment methodology, please go to: <http://platts.com/IM.Platts.Content/MethodologyReferences/MethodologySpecs/steel.pdf>

For TSI methodology, please go to <https://www.thesteelindex.com/en/procedures-methodology/>

Contents

Flat products.....	3
Lead times (weeks)*	3
Long products	4
Stainless	5
Pipe and tube	6
Semi-finished	6
Platts TSI steel assessments currency and unit comparisons, August 21.....	6
Steel mill economics: global spreads, August 21, 2023	7
Subscriber Notes	7
Platts Turkey ARC tracker	8
Exchange steel futures.....	9
Steel industry data.....	9

Billet, FOB Black Sea



Source: S&P Global Commodity Insights

Assessment rationale

Platts US HRC daily index rationale

Platts assessed the daily TSI US hot-rolled coil index at \$755/st on an ex-works Indiana basis Aug. 21, down \$35 from the previous assessment.

A Midwest service center put tradable value at

[\(continued on page 7\)](#)

Flat products

	Frequency	Platts symbol	Unit	Range	Close/Midpoint	% change
Hot-rolled coil export assessments						
HRC FOB China SAE1006	Daily	STHSA00	\$/mt	–	565.00	-1.05
HRC FOB China SS400	Daily	STHRZ02	\$/mt	–	547.00	-1.08
HRC FOB China SAE1006 Premium	Daily	STHRY00	\$/mt	–	18.00	0.00
HRC FOB Black Sea	Weekly	STHRB00	\$/mt	555.00–565.00	560.00	0.00
HRC Russia Black Sea exports FOB	Monthly	SB01151	\$/mt	555.00–565.00	560.00	-4.27
HRC Turkey exports FOB	Weekly	SB01155	\$/mt	635.00–645.00	640.00	+2.40
Hot-rolled coil import assessments						
HRC DDP Houston	Daily	STHRG00	\$/st	–	680.00	0.00
HRC CIF Antwerp	Daily	STHRA00	€/mt	605.00–615.00	610.00	0.00
HRC CFR Southeast Asia SS400	Daily	SB01142	\$/mt	–	540.00	-0.37
HRC CFR Southeast Asia SAE1006	Daily	TS01041	\$/mt	–	571.00	-0.35
HRC Europe imports CIF Southern Europe port	Daily	SB01143	€/mt	595.00–605.00	600.00	0.00
HRC Turkey imports CFR Turkish port	Monthly	SB01156	\$/mt	600.00–610.00	605.00	-2.42
HRC DDP West Midlands UK	Weekly	STHWM04	£/mt	600.00–610.00	605.00	0.00
Hot-rolled coil domestic assessments						
Platts TSI HRC EXW Indiana	Daily	TS01018	\$/st	–	755.00	-4.43
Platts North European HRC, EXW Ruhr	Daily	STHRE00	€/mt	–	635.00	+1.60
Platts North European HRC, EXW Ruhr MTD Avg	Daily	STHRF00	€/mt	–	636.67	-0.02
Platts South European HRC, EXW Italy	Daily	SB01152	€/mt	–	635.00	0.00
Platts South European HRC, EXW Italy MTD Avg	Daily	SB01264	€/mt	–	635.00	0.00
Platts North European HRC Carbon-accounted, EXW Ruhr	Daily	EHRSC00	€/mt	–	735.00	+1.38
Platts European HRC Carbon-accounted steel premium (CASP)	Daily	EHRSA00	€/mt	–	100.00	0.00
HRC Ex-stock Shanghai VAT-inclusive	Daily	SB01260	Yuan/mt	–	3870.00	-0.77
Platts HRC Turkey domestic EXW	Weekly	SB01154	\$/mt	–	670.00	+1.52
HRC Mexico domestic production delivered	Weekly	SB01145	\$/mt	867.28–927.05	897.17	-0.34
HRC Mexico domestic production delivered	Weekly	SB01503	pesos/mt	14800.00–15820.00	15310.00	0.00
HRC India domestic ex-works Mumbai	Daily	TS01046	Rupee/mt	–	56000.00	0.00
HRC Brazil domestic production EXW taxes excluded	Weekly	SB01138	Real/mt	4100.00–4300.00	4200.00	-3.45
HRC CPT Moscow	Weekly	AAXJI00	Rb/mt	53000.00–53500.00	53250.00	0.00
Cold-rolled coil export assessments						
CRC Russia Black Sea exports FOB	Monthly	SB01090	\$/mt	685.00–695.00	690.00	-3.50
CRC China exports FOB Shanghai	Weekly	SB01083	\$/mt	–	629.00	-2.02
CRC Brazil exports FOB Brazilian port	Monthly	SB01081	\$/mt	620.00–640.00	630.00	-2.33
CRC FOB Black Sea	Weekly	STRRB00	\$/mt	685.00–695.00	690.00	0.00
Cold-rolled coil import assessments						
CRC East Asia imports CFR	Monthly	SB01084	\$/mt	–	638.00	+0.63
CRC Europe imports CIF Southern Europe port	Monthly	SB01085	€/mt	685.00–695.00	690.00	+0.73
CRC Turkey imports CFR Turkish port	Monthly	SB01093	\$/mt	690.00–700.00	695.00	-2.11
CRC DDP Houston	Daily	STRRG00	\$/st	–	940.00	0.00
CRC CIF Antwerp	Daily	STRRA00	€/mt	685.00–695.00	690.00	0.00

Flat products

	Frequency	Platts symbol	Unit	Range	Midpoint/Close	% change
Cold-rolled coil domestic assessments						
Platts South European CRC, EXW Italy	Weekly	SB01091	€/mt	-	750.00	0.00
CRC Ex-stock Shanghai VAT-inclusive	Weekly	SB01082	Yuan/mt	-	4600.00	+2.22
Platts TSI CRC Turkey domestic EXW	Weekly	SB01092	\$/mt	-	760.00	+1.33
CRC Mexico domestic production delivered	Weekly	SB01086	\$/mt	1116.33-1176.10	1146.22	-0.34
CRC Mexico domestic production delivered	Weekly	SB01403	pesos/mt	19050.00-20070.00	19560.00	0.00
CRC Brazil domestic production EXW taxes excluded	Weekly	SB01080	Real/mt	4550.00-4800.00	4675.00	-2.60
Platts North European CRC, EXW Ruhr	Daily	STRRE00	€/mt	-	750.00	0.00
Platts TSI CRC EXW Indiana	Daily	STRRI00	\$/st	-	1020.00	0.00
Hot dip galvanized assessments						
HDG China export FOB Shanghai	Monthly	SB01119	\$/mt	-	690.00	+3.76
HDG DDP Houston	Monthly	SB01124	\$/st	-	1000.00	0.00
Platts North European HDG Coil, EXW N.EU Wkly	Weekly	SB01125	€/mt	-	780.00	-0.64
Platts South European HDG Coil, EXW Italy Wkly	Weekly	SB01126	€/mt	-	765.00	0.00
Platts Turkey HDG Ex-Works Wkly	Weekly	SB01127	\$/mt	-	850.00	+1.19
Platts TSI US HDG-HRC EXW Indiana	Daily	AHDGA00	\$/st	-	970.00	0.00
Platts TSI US HDG-CRC EXW Indiana	Daily	ATSIA00	\$/st	-	1000.00	0.00
Platts TSI US HDG-CRC EXW Indiana, incl. G90	Daily	TS01010	\$/st	-	1100.00	0.00
HDG Ex-stock Shanghai VAT-inclusive	Monthly	SB01118	Yuan/mt	-	5000.00	+3.31
HDG Brazil domestic production EXW taxes excluded	Weekly	SB01117	Real/mt	4900.00-5200.00	5050.00	-3.81
Plate assessments						
Plate commercial grade China export FOB Shanghai	Weekly	SB01180	\$/mt	-	560.00	-1.23
Plate Europe imports CIF Southern Europe port	Monthly	SB01182	€/mt	675.00-685.00	680.00	-1.45
Plate CFR East Asia (Dangjin, South Korea port)	Weekly	TS01043	\$/mt	-	572.00	-1.21
Plate DDP Houston	Daily	STPGM00	\$/mt	-	1366.84	0.00
Plate Ex-stock Shanghai VAT-inclusive	Weekly	SB01178	Yuan/mt	-	3970.00	-1.24
Platts South European Plate, EXW Italy Wkly	Weekly	SB01185	€/mt	-	755.00	0.00
Plate DDP Houston	Daily	STPRG00	\$/st	-	1240.00	0.00
Platts TSI Plate Delivered US Midwest	Daily	STPRI00	\$/st	-	1610.00	0.00
Platts North European Plate, EXW Ruhr Wkly	Weekly	STPRE00	€/mt	-	900.00	0.00

Lead times (weeks)*

	Close	Previous	Change
US Hot-rolled coil	5.0	5.2	-0.2
US Cold-rolled coil	6.5	7.0	-0.5
US Hot-dip galvanized	6.9	7.5	-0.6
US Plate	5.0	5.0	0.0

*Weekly (assessed August 16)

Long products

	Frequency	Platts symbol	Unit	Range	Midpoint	% change
Rebar export prices						
Rebar FOB Turkey	Daily	STCBM00	\$/mt	564.00–566.00	565.00	0.00
Rebar FOB China	Daily	STCBZ02	\$/mt	–	534.00	-0.19
Rebar import prices						
Rebar DDP Houston	Weekly	STCBG00	\$/st	–	760.00	0.00
Rebar CFR Southeast Asia	Daily	SB01195	\$/mt	–	540.00	-0.18
Rebar domestic prices						
Rebar EXW US Southeast	Weekly	STCBC00	\$/st	880.00–890.00	885.00	-1.67
Platts Rebar EXW Northwest Europe	Weekly	STCBE00	€/mt	–	575.00	0.00
Rebar Ex-stock Beijing VAT-inclusive	Daily	SB01198	Yuan/mt	–	3701.00	-0.56
Rebar India domestic ex-works Raipur	Daily	STRIA00	Rupee/mt	–	47400.00	0.00
Rebar North America domestic production Ex-mill US Midwest	Weekly	SB01202	\$/st	880.00–890.00	885.00	-1.12
Rebar EXW Jiangsu VAT-inclusive	Weekly	SB01259	Yuan/mt	–	3670.00	+0.27
Rebar CPT Moscow	Weekly	AAXJG00	Rb/mt	47500.00–48000.00	47750.00	+6.11
Rebar Mexico domestic production delivered	Weekly	SB01199	\$/mt	–	873.14	-2.95
Rebar Mexico domestic production delivered	Weekly	SB01603	pesos/mt	–	14900.00	-2.61
Platts Index Rebar Mexico domestic	Monthly	SBMAU03	Index base 100	–	143.70	-9.45
Wire rod export prices						
Wire rod mesh quality Black Sea exports FOB	Weekly	SB01243	\$/mt	500.00–510.00	505.00	+1.00
Wire rod mesh quality FOB China	Weekly	SB01261	\$/mt	–	530.00	0.00
Wire rod mesh quality Latin America exports FOB Latin America port	Monthly	SB01248	\$/mt	550.00–570.00	560.00	-3.45
Wire rod mesh quality Turkey exports FOB Turkish port	Monthly	SB01251	\$/mt	560.00–570.00	565.00	-6.61
Wire rod domestic prices						
Wire rod mesh quality North America domestic production Ex-mill US Midwest	Weekly	SB01249	\$/st	890.00–910.00	900.00	0.00
Wire Rod Ex-stock Shanghai VAT-inclusive	Weekly	SB01262	Yuan/mt	–	3820.00	-0.78
European Industrial Fasteners Institute Wire Rod Change Index Europe	Monthly	TSMBF03	€/mt	–	625.00	-6.30
Merchant bar prices						
Merchant bar Europe domestic production delivered	Monthly	SB01166	€/mt	670.00–680.00	675.00	-4.26
Beam						
H-beam CFR Southeast Asia	Monthly	SB01114	\$/mt	–	675.00	-2.17
Sections and other						
Medium sections Europe domestic production delivered	Weekly	SB01160	€/mt	805.00–815.00	810.00	0.00
Medium sections Turkey exports FOB Turkish port	Monthly	SB01162	\$/mt	610.00–620.00	615.00	-6.11

Stainless

	Frequency	Platts symbol	Unit	Range	Midpoint	% change
CR import prices						
CR304 2B 2mm East Asia imports CFR	Weekly	SB01063	\$/mt	–	2300.00	0.00
CR domestic prices						
CR304 Ex-warehouse Foshan VAT-inclusive	Monthly	SB01058	Yuan/mt	–	14600.00	-0.68
Alloy surcharge domestic prices						
Alloy surcharge 304 coil Europe domestic production	Monthly	SB01008	€/mt	2195.00–2222.00	2208.50	-7.69
Alloy surcharge 316 coil Europe domestic production	Monthly	SB01011	€/mt	3646.00–3675.00	3660.50	-6.00
Alloy surcharge 430 coil Europe domestic production	Monthly	SB01015	€/mt	970.00–978.00	974.00	-8.29
Alloy surcharge 304L bright bar Europe domestic production	Monthly	SB01010	€/mt	3247.00–3580.00	3413.50	-6.59
Alloy surcharge 316L bright bar Europe domestic production	Monthly	SB01013	€/mt	5050.00–5115.00	5082.50	-5.28
Alloy surcharge 420 bright bar Europe domestic production	Monthly	SB01014	€/mt	1090.00–1123.00	1106.50	-4.12
Alloy surcharge 430F bright bar Europe domestic production	Monthly	SB01017	€/mt	1377.00–1466.00	1421.50	-5.70

Pipe and tube

	Frequency	Platts symbol	Unit	Range	Midpoint	% change
WeldPipe OCTG carbon steel ERW J55 4 1/2-8 5/8 inch North America domestic production Ex-mill US	Monthly	SB01253	\$/st	1500.00–1700.00	1600.00	0.00
WeldPipe OCTG carbon steel ERW J55 4 1/2-8 5/8 inch North America imports EDDP Gulf port	Monthly	SB01254	\$/st	1300.00–1500.00	1400.00	0.00

Semi-finished

	Frequency	Platts symbol	Unit	Range	Midpoint	% change
Billet Ex-stock Tangshan VAT-inclusive	Daily	SB01032	Yuan/mt	–	3580.00	-0.56
Billet CFR China	Daily	CBLCA00	\$/mt	–	417.00	-0.71
Billet Turkey exports FOB	Monthly	SB01039	\$/mt	495.00–505.00	500.00	-9.50
Billet CFR Southeast Asia	Daily	SB01035	\$/mt	–	505.00	0.00
Billet Latin America exports FOB Latin America port	Monthly	SB01037	\$/mt	500.00–520.00	510.00	-5.56
Billet Turkey imports CFR Turkish port	Monthly	SB01040	\$/mt	460.00–470.00	465.00	-7.92
Billet FOB Black Sea	Daily	STBLB00	\$/mt	–	455.00	0.00
Slab Black Sea exports FOB	Weekly	SB01233	\$/mt	445.00–455.00	450.00	+3.45
Slab CFR Southeast Asia	Monthly	SB01235	\$/mt	–	540.00	-5.26
Slab Brazil exports FOB Brazilian ports	Weekly	SB01236	\$/mt	560.00–580.00	570.00	0.00
Slab CIF Italy	Weekly	AITAA04	\$/mt	–	600.00	0.00

Platts TSI steel assessments currency and unit comparisons, August 21

		€/mt		\$/mt		\$/st		\$/CWT		\$/mt	Prior assessment \$ change	% change
Hot-rolled coil												
Platts North European HRC, EXW Ruhr*	STHRE00	635.00***	STHRM00	691.26	STHRD00	627.11	STHRH00	31.36	679.63	+11.63	+1.71	
CIF Antwerp*	STHRA00	610.00***	STHAM00	664.05	STHAD00	602.43	STHAH00	30.13	663.31	+0.74	+0.11	
Platts TSI HRC EXW Indiana**	STHIE00	763.65	STHIM00	832.23	TS01018	755.00***	STHIH00	37.75	870.81	-38.58	-4.43	
DDP Houston	STHGE00	687.80	STHGM00	749.56	STHRG00	680.00***	STHGH00	34.00	749.56	0.00	0.00	
Cold-rolled coil												
Platts North European CRC, EXW Ruhr*	STRRE00	750.00***	STRRM00	816.45	STRRD00	740.68	STRRH00	37.04	815.55	+0.90	+0.11	
CIF Antwerp*	STRRA00	690.00***	STRAM00	751.13	STRAD00	681.43	STRAH00	34.08	750.31	+0.82	+0.11	
Platts TSI CRC EXW Indiana**	STRIE00	1031.69	STRIM00	1124.34	STRRI00	NA***	STRIH00	51.00	1124.34	0.00	0.00	
DDP Houston	STRGE00	950.78	STRGM00	1036.16	STRRG00	940.00***	STRGH00	47.00	1036.16	0.00	0.00	
Plate												
Platts TSI Plate Delivered US Midwest**	STPIE00	1628.46	STPIM00	1774.69	STPRI00	1610.00***	STPIH00	80.50	1774.69	0.00	0.00	
DDP Houston	STPGE00	1254.21	STPGM00	1366.84	STPRG00	1240.00***	STPGH00	62.00	1366.84	0.00	0.00	
Reinforcing bar												
Platts EXW Northwest Europe*	STCBE00	575.00***	STCNM00	627.15	STCND00	568.95	STCNH00	28.46	631.24	-4.09	-0.65	
East Mediterranean, basis Turkey*	STCEE00	519.02	STCBM00	565.00***	STCED00	512.57	STCEH00	25.64	565.00	0.00	0.00	
EXW US Southeast**	STCCE00	896.90	STCCM00	975.53	STCBC00	885.00***	STCCH00	44.25	992.06	-16.53	-1.67	
DDP Houston	STCGE00	770.22	STCGM00	837.74	STCBG00	760.00***	STCGH00	38.00	837.74	0.00	0.00	

*LN 16:30 €/\$/ex rate = 1.3776; **NY 16:30 \$/Eur ex rate = 0.7282. ***the primary assessments and have not been converted

Steel mill economics: global spreads, August 21, 2023

	Frequency	Platts symbol	Unit	Spread	Change	% change
HRC ASEAN spread (TSI)	Daily	AOPFE00	\$/mt	244.44	-3.60	-1.45
HRC China export spread (Platts)	Daily	AOPKE00	\$/mt	220.44	-7.60	-3.33
Rebar China export spread (Platts)	Daily	AOPLE00	\$/mt	207.44	-2.60	-1.24
China HRC domestic steel mill margin (MVS)	Daily	AMVSA00	\$/mt	-7.06	-3.13	+79.64
China rebar domestic steel mill margin (MVS)	Daily	AMVSB00	\$/mt	-13.94	-2.02	+16.95
Rebar scrap Turkey spread (Platts: TSI)	Daily	AOPGE00	\$/mt	195.00	+2.50	+1.30
Rebar Black Sea billet spread (Platts)	Daily	AOPHE00	\$/mt	110.00	0.00	0.00
US HRC – MW Shredded Scrap Spread (TSI)	Daily	AOPIE00	\$/st	397.86	-35.00	-8.09
US Rebar – MW Shredded Scrap Spread (TSI)	Daily	AOPJE00	\$/st	527.86	-15.00	-2.76
US HRC – MW #1 Busheling Spread (TSI)	Daily	ABUSH00	\$/st	353.21	-35.00	-9.02

For spreads calculation and assessment methodology, please go to: <http://platts.com/IM.Platts.Content/MethodologyReferences/MethodologySpecs/steel.pdf>

HRC ASEAN spread, TSI



Source: S&P Global Commodity Insights

HRC China export spread, Platts, Daily



Source: S&P Global Commodity Insights

Rebar China export spread, Platts



Source: S&P Global Commodity Insights

Assessment Rationale

[...from page 1](#)

\$720/st ex-works for 500 st or more from Midwest mini-mills with September lead times. Quantities of 500 st or more are considered above average-size orders. Recent indications of value for average order sizes closer to the 200-300-st range have been in the \$750-\$760/st range. A trader put tradable value in a range of \$720-\$800/st ex-works, but did not provide specific tonnages or mills.

No data was excluded from the assessment.

Platts is part of S&P Global Commodity Insights.

The above rationale applies to the daily Platts TSI US HRC EXW Indiana index, with the associated market data code: STHRI00

Platts EMEA Turkish Rebar Daily Rationale

Platts assessed Turkish exported rebar at \$565/mt FOB on Aug. 21, stable on the day, based on market indications from mill sources and traders.

A deal to Yemen for small tonnages was reported at \$565/mt FOB, details of which are unconfirmed. Tradable levels were heard at \$570/mt FOB. Sources reported mill offers at \$590-\$600/mt FOB.

No data was excluded from the assessment.

Platts is part of S&P Global Commodity Insights.

The above rationale applies to the Platts daily Turkish rebar assessment, with the associated market data code: STCBM00

Subscriber Notes

Platts changes description of Turkish domestic rebar assessment

Platts, part of S&P Global Commodity Insights, has changed the description of its Turkish domestic rebar assessment (Symbol: SB01206), effective July 26, following changes in the value added tax (VAT) rate in Turkey.

The VAT rate in Turkey changed from 18% to 20% as per the Presidential Decree No. 7346 published in the Official Gazette dated 7 July 2023, effective July 10.

The assessment description has been changed to Rebar Turkey Dom Prod Ex-Stock Incl. Prevailing Vat Wkly, from Rebar Turkey Dom Prod Ex-Stock Incl. 18% Vat Wkly.

This change only affects the description of the assessment and has no impact on price history of previously published assessments.

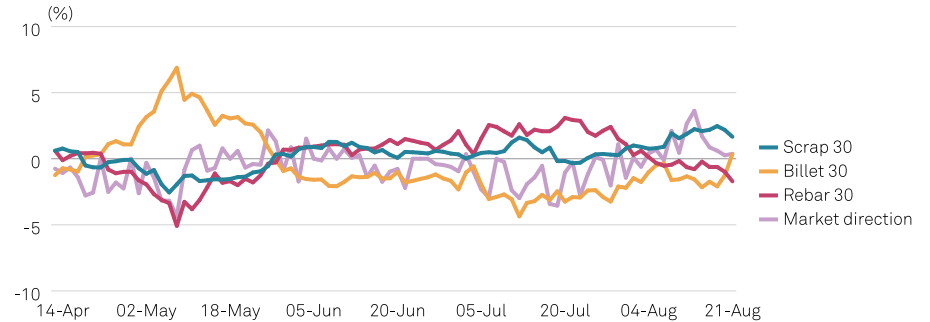
The assessment is published in the SBB Daily Briefing, Steel Markets Daily, Steel Price Report, on

Platts Turkey ARC tracker

Indexes against 30-day and 60-day moving averages

	21-Aug				18-Aug			
	vs 30-day		vs 60-day		vs 30-day		vs 60-day	
Scrap	FETKF10	1.66%	FETKG10	2.47%	FETKF10	2.18%	FETKG10	2.98%
	FETKF00	+\$6.14	FETKG00	+\$9.15	FETKF00	+\$8.13	FETKG00	+\$11.09
Billet	FETKH10	0.35%	FETKI10	-2.00%	FETKH10	-1.27%	FETKI10	-3.50%
	FETKH00	+\$1.69	FETKI00	-\$9.71	FETKH00	-\$6.08	FETKI00	-\$16.79
Rebar	FETKJ10	-1.71%	FETKK60	-0.57%	FETKJ10	-0.99%	FETKK60	0.30%
	FETKJ00	-\$9.67	FETKK00	-\$3.23	FETKJ00	-\$5.57	FETKK00	+\$1.67
Market direction	FETKE20	0.37%	FETKE00	+\$2.50	FETKE20	0.26%	FETKE00	+\$1.50
Composite Index (July, 6, 2012 =100)	FETKL00	90.82			FETKL00	90.66		

Platts Turkey ARC steel tracker based on 30-day averages



Platts Turkey ARC is a relative strength indicator for Platts Turkey Rebar FOB, Platts Black Sea Billet CFR Turkey basis and Benchmark TSI Scrap CFR prices*. The daily index for each commodity shows the degree the price is over or below the average of price relationships with the others for the past 30 or 60 days, with 0 as equilibrium. Indices provide trading price signals for the commodity or for the wider complex, and potential changes in demand and supply for the steel industry. Historic 30-day and 60-day basis data through 2012 is available.

Source: S&P Global Commodity Insights *effective March 1, 2016

Platts

S&P Global
Commodity Insights

Steel Price Report

Contact Client Services: ci.support@spglobal.com, Americas +1-800-752-8878, Europe & Middle East +44-20-7176-6111, Asia Pacific +65-6530-6430

Steel Price Report is published daily by S&P Global Commodity Insights, a division of S&P Global. Registered office 55 Water Street, 37th Floor, New York, N.Y. 10038.

Officers of the Corporation: Richard E. Thornburgh, Non-Executive Chairman; Doug Peterson, President and Chief Executive Officer; Ewout Steenberg, Executive Vice President, Chief Financial Officer; Steve Kemps, Executive Vice President, General Counsel

© 2023 by S&P Global Inc. All rights reserved.

S&P Global, the S&P Global logo, S&P Global Commodity Insights, and Platts are trademarks of S&P Global Inc. Permission for any commercial use of these trademarks must be obtained in writing from S&P Global Inc.

You may view or otherwise use the information, prices, indices, assessments and other related information, graphs, tables and images ("Data") in this publication

only for your personal use or, if you or your company has a license for the Data from S&P Global Commodity Insights and you are an authorized user, for your company's internal business use only. You may not publish, reproduce, extract, distribute, retransmit, resell, create any derivative work from and/or otherwise provide access to the Data or any portion thereof to any person (either within or outside your company, including as part of or via any internal electronic system or intranet), firm or entity, including any subsidiary, parent, or other entity that is affiliated with your company, without S&P Global Commodity Insights' prior written consent or as otherwise authorized under license from S&P Global Commodity Insights. Any use or distribution of the Data beyond the express uses authorized in this paragraph above is subject to the payment of additional fees to S&P Global Commodity Insights.

S&P Global Commodity Insights, its affiliates and all of their third-party licensors disclaim any and all warranties, express or implied, including, but not limited to, any warranties of merchantability or fitness for a particular purpose or use as to the Data, or the results obtained by its use or as to the performance thereof. Data in this publication includes independent and verifiable data collected from actual market participants. Any user of the Data should not rely on any information and/or assessment contained therein in making any investment, trading, risk management or other decision. S&P Global Commodity Insights, its affiliates and their third-party licensors do not guarantee the adequacy, accuracy, timeliness

and/or completeness of the Data or any component thereof or any communications (whether written, oral, electronic or in other format), and shall not be subject to any damages or liability, including but not limited to any indirect, special, incidental, punitive or consequential damages (including but not limited to, loss of profits, trading losses and loss of goodwill).

ICE index data and NYMEX futures data used herein are provided under S&P Global Commodity Insights' commercial licensing agreements with ICE and with NYMEX. You acknowledge that the ICE index data and NYMEX futures data herein are confidential and are proprietary trade secrets and data of ICE and NYMEX or its licensors/suppliers, and you shall use best efforts to prevent the unauthorized publication, disclosure or copying of the ICE index data and/or NYMEX futures data.

Permission is granted for those registered with the Copyright Clearance Center (CCC) to copy material herein for internal reference or personal use only, provided that appropriate payment is made to the CCC, 222 Rosewood Drive, Danvers, MA 01923, phone +1-978-750-8400. Reproduction in any other form, or for any other purpose, is forbidden without the express prior permission of S&P Global Inc. For article reprints contact: The YGS Group, phone +1-717-505-9701 x105 (800-501-9571 from the U.S.).

For all other queries or requests pursuant to this notice, please contact S&P Global Inc. via email at ci.support@spglobal.com.

Exchange steel futures

	Platts symbol	Close	% change
Rebar futures, China (Yuan/mt)			
Shanghai Futures Exchange rebar 1 month	XHRC001	3571.00	-1.14
Shanghai Futures Exchange rebar 2 month	XHRC002	3666.00	-0.92
Shanghai Futures Exchange rebar 3 month	XHRC003	3685.00	-1.34
Shanghai Futures Exchange rebar 4 month	XHRC004	3718.00	-0.80
Shanghai Futures Exchange rebar 5 month	XHRC005	3696.00	-0.59
Shanghai Futures Exchange rebar 6 month	XHRC006	3667.00	-0.49
Shanghai Futures Exchange rebar 7 month	XHRC007	3657.00	-0.63
Shanghai Futures Exchange rebar 8 month	XHRC008	3659.00	-0.30
Shanghai Futures Exchange rebar 9 month	XHRC009	3627.00	-0.47
Shanghai Futures Exchange rebar 10 month	XHRC010	3622.00	-0.74
Shanghai Futures Exchange rebar 11 month	XHRC011	3619.00	-0.30
Shanghai Futures Exchange rebar 12 month	XHRC012	3609.00	-0.41
Hot-rolled coil futures, US (\$/st)			
CME Globex US Midwest domestic HRC 1 month	XNHR001	807.00	-0.37
CME Globex US Midwest domestic HRC 2 month	XNHR002	746.00	+0.13
CME Globex US Midwest domestic HRC 3 month	XNHR003	736.00	-1.08
CME Globex US Midwest domestic HRC 4 month	XNHR004	748.00	-0.40
CME Globex US Midwest domestic HRC 5 month	XNHR005	771.00	0.00
CME Globex US Midwest domestic HRC 6 month	XNHR006	780.00	+0.91
CME Globex US Midwest domestic HRC 7 month	XNHR007	771.00	-0.52
CME Globex US Midwest domestic HRC 8 month	XNHR008	790.00	-0.38
CME Globex US Midwest domestic HRC 9 month	XNHR009	790.00	+0.38
CME Globex US Midwest domestic HRC 10 month	XNHR010	790.00	-0.25
CME Globex US Midwest domestic HRC 11 month	XNHR011	790.00	-1.00
CME Globex US Midwest domestic HRC 12 month	XNHR012	802.00	0.00

Platts Metals Alert on fixed page PMA 1315, on Platts Dimensions Pro and in the Platts price database.

Please send any comments to ferrous_emea@spglobal.com and pricegroup@spglobal.com. For written comments, please provide a clear indication if comments are not intended for publication by Platts for public viewing. Platts will consider all comments received and will make comments not marked as confidential available to the public upon request.

Platts proposes to change to frequency, specifications for Turkish CFR billet assessment

Platts, part of S&P Global Commodity Insights, is proposing to increase the frequency of its CFR Turkey

steel billet assessment (SB01040) to daily from the current monthly frequency, effective Oct 2, 2023.

The move to daily frequency is proposed to better reflect current market conditions following a change in international trade flows.

Platts is additionally proposing to update the quality and timing specifications for the assessment, reflecting the most commonly traded grade and reported lead times.

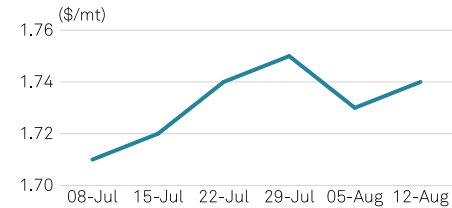
The proposed specification changes are as follows:

	Current specification	Proposed specification
Quality	GOST 380-94	3SP
Timing	Delivery in 2-6 weeks	Delivery in 2-8 weeks

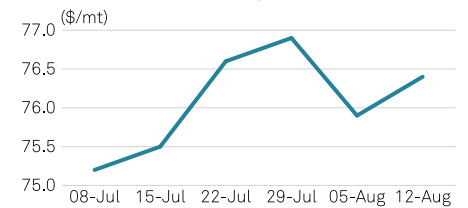
Platts CFR Turkey billet assessment is published in SBB Steel Markets Daily, Steel Price Report, via Platts

Steel industry data

	Platts symbol	('000 mt)	Change
Monthly crude steel production (June)			
World (66 reporting countries)	IISIA03	158082.93	-10226.67
Source: World Steel Association			
American Iron and Steel Institute data			
AISI raw steel US production weekly (tons)	AISII04	1737000.00	+10000.00
AISI raw steel US capability utilization weekly (%)	AISIH04	76.40	+0.50

AISI US raw steel production

Source: steel.org

AISI % US capability utilization

Source: steel.org

Metals alerts and on Platts Dimensions Pro.

Platts invites feedback on this proposal to Ferrous_EMEA@spglobal.com and pricegroup@platts.com by Aug. 23.

For written comments, please provide a clear indication if comments are not intended for publication by Platts for public viewing.

Platts will consider all comments received and will make comments not marked as confidential available upon request.

Platts to change China HRC assessment specifications

Platts, part of S&P Global Commodity Insights, will change the specifications of some of its China HRC

assessments, effective Sept. 18.

The change will better reflect current market conditions and will expand collection points of market data based on recent feedback gathered from the market.

The revisions include quality and/or dimensions specifications for HRC Ex-stock Shanghai, HRC FOB China SS400 and HRC FOB China SAE1006.

Platts is additionally widening the location basis for HRC FOB China SAE1006, from Tianjin ports currently to Tianjin, Jingtang, Caofeidian and Bayuquan ports, reflecting the bulk of SAE1006 data observed from

northern China ports.

Details regarding the changes can be found in the table below:

This decision follows a period of industry feedback. The changes were first proposed in a note published July 25, 2023.

Full details about the methodology specifications of these assessments can be found here.

The assessments are published on fixed page PMA/STL1198 and PMA/STL1215 of the real-time Platts Steel Alert and Platts Metals Alert, in SBB Steel Markets Daily, in SBB Daily Briefing, in Steel Price Report daily,

on Platts Dimensions Pro, in Platts Market Center and in the Platts price database.

Please send any feedback and questions to PL_Asia_Steel@spglobal.com and pricegroup@spglobal.com.

For written comments, please provide a clear indication if comments are not intended for publication by Platts for public viewing.

Platts will consider all comments received and will make comments not marked as confidential available upon request.

Platts[®]

S&P Global

Commodity Insights



**Change isn't
the only
constant.**

In a volatile market, you need something to rely on. Platts Price Benchmarks are a constant source of clarity in an ever-changing world. Discover how you can manage risk, trade fairly and efficiently, evolve with confidence and unlock exciting new investment opportunities along the way.

Discover Platts Price Benchmarks at
www.spglobal.com/PriceBenchmarks

Seek & Prosper